

SPECIFICATIONS

1978 VW CAMPMOBILE

ENGINE		Type	Air-cooled, rear mounted	
		No. of cylinders	Four, horizontally opposed, overhead valves	
		Bore & stroke	94 mm x 71 mm, 3.70 in x 2.79 in	
		Displacement	1970 cc, 120.2 cu in	
		SAE net hp @ rpm	67 @ 4200 rpm	
		SAE net torque	101.0 ft lbs @ 3000 rpm	
		Compression ratio	7.3:1	
		Fuel system	A.F.C. fuel injection (air flow controlled)	
		Fuel requirement	Regular gasoline	
		Fuel capacity	56 ℓ, 12.3 imp gal	
		Oil capacity	3.5 ℓ, 3.1 imp qts	
		Battery	12 V/63 Amp/h	
		Alternator	70 Amp	
		Type of Ignition	Coil, distributor	
DRIVE TRAIN		Type	Rear wheel drive, with two constant velocity joints per drive shaft	
		Clutch	Dry, single plate	
		Transmission	Fully synchronized four-speed	
		Automatic	Three-speed automatic transmission with torque converter	
		Gear Ratios	(manual) 3.78/2.06/1.26/0.82/R 3.28 (auto) 2.55/1.45/1.00/R 2.46	
		Final Drive	(manual) 4.57 (automatic) 4.09	
CHASSIS		Body	Unitized body, frame plates reinforced with side and cross members, front axle bolted to frame side members	
		Front suspension	Torsion arms with ball joints, torsion springs and stabilizer	
		Rear suspension	Double jointed axle with trailing arms and diagonal links, torsion bars	
		Braking system	Power assisted and pressure regulated disc brakes at front, drum brakes at rear, dual circuit braking system	
		Parking brake	Mechanical, effective on rear wheels	
		Rim size	5 1/2 J x 14	
		Tire type/size	Steel belted radial tires 185 SR 14	
		Steering system	Roller type with maintenance-free tie rods and hydraulic steering damper	
		Turning circle	Appr. 11.30 m, 37.1 ft (curb to curb)	
		Curb weight	Appr. 1500 kg, 3300 lbs	
		Permissible trailer weights	Braked: 1200 kg, 2645 lbs Unbraked: 600 kg, 1323 lbs Trailer tongue load: 50 kg, 110 lbs	
FUEL ECONOMY AND PERFORMANCE		Fuel Economy*	Manual	Automatic
			Hwy. 48 km/gal 30 mpg	
			City 34 km/gal 21 mpg	
			Comb. 39 km/gal 24 mpg	
			Hwy. 42 km/gal 26 mpg	
			City 33 km/gal 20 mpg	
			Comb. 36 km/gal 23 mpg	
		Top Speed	Manual 127 km/h 79 mph	Automatic 122 km/h 76 mph
		Acceleration	Manual 0-80 km/h 50 mph 13.9 sec.	Automatic 0.80 km/h 50 mph 16.0 sec.


*Results obtained using Transport Canada approved test methods, using standard transmission. Fuel consumption will vary depending on how and where you drive, optional equipment and condition of your car.

Standard features and equipment at no extra charge

- Four-wheel independent suspension
- Front stabilizer
- Steel belted radial tires
- Power assisted brakes
- Front vent windows
- Dual outside mirrors
- Padded dashboard
- Electric fresh air ventilation
- Auxiliary heater
- Day/night inside rear view mirror
- Walk-through aisle
- Sliding side door
- Rear window defogger

1978 Colours

Paint



Pastel White



Dakota Beige



Sage Green

Interior Cloth



Orange Plaid



Brown Beige Plaid



Green Plaid

Volkswagen Canada Ltd. reserves the right to discontinue or change at any time, specifications or design, without notice. Always consult your Volkswagen dealer for the latest information.

Volkswagen Canada Ltd. 845 034 200. Printed in Canada 11/77 40/10 WG

1978 VW CAMPMOBILE BUS SPECIFICATIONS

ENGINE:	Type	Air-cooled, rear mounted	
	Cylinders	4 cylinders, opposed	
	Displacement	120.2 cubic inches (1970 cc)	
	SAE Net HP	67 @ 4200 rpm	
	Fuel/Air Supply	AFC fuel injection	
TRANSMISSION & DIFFERENTIAL:	Type	Fully synchronized, transaxle	
	No. Speeds	4 forward, 1 reverse	
	Final Drive	Rear wheel drive, double-jointed axles	
	Clutch	Single disc, dry	
CHASSIS & SUSPENSION:	Frame	Unitized body/chassis, box-shaped side and cross members	
	Front suspension	Independent, torsion bars with trailing arms and stabilizer	
	Rear suspension	Independent, torsion bars with trailing and diagonal arms	
	Service Brake	Dual brake circuit, power-assisted discs/drums. Inertia controlled pressure regulator, rear.	
	Parking Brake	Cable operated on rear wheels	
	Rim Size	5-1/2J x 14	
	Tire Size	185 R14	
	Steering	Roller Type	
	ELECTRICAL SYSTEM:	Rated Voltage	12 Volt, 55 Amp alternator
		Battery	12 Volt, 54 Amp/hour
DIMENSIONS:	Wheelbase	94.5 inches	
	Length	177.4 inches	
	Width	67.7 inches	
	Height (Unloaded)	77.0 inches (Campmobile Models P22, P27 - 81.0 inches)	
	Ground Clearance (Loaded)	7.9 inches	
PERFORMANCE:	Turning Circle	37.1 ft. (curb to curb)	
	Top Speed	75 mph	
	Fuel Consumption*	Highway: 28 mpg City: 20 mpg	

*Based on 1977 EPA estimated mileage with manual transmission. Your actual mileage may vary depending on where and how you drive, your car's condition and optional equipment.

1978 data not available at press time.

Ask your local dealer for a free copy of the EPA/FEA Gas Mileage Guide for New Car Buyers.

*1978 EPA data not available at press time.

IF YOU LIKE TO GO CAMPING
**IT'S MORE FUN
TO TAKE THE BUS.**
THE 1978 VW CAMPMOBILE BUS.



The '78 VW Campmobile Bus makes camping more fun even for the most experienced camper. Because the Bus gives you all the comforts of home. Including the kitchen sink. And it offers you everything. Room. Comfort. Economy. And a great way to enjoy yourself.



IT'S MORE FUN TO TAKE THE BUS.



With the optional pop-up top, the VW Campmobile Bus sleeps four comfortably.



The '78 Campmobile Bus has practically everything you could want — including the kitchen sink. And you can get an optional 2 burner gas stove.



Beautifully upholstered right front seat swivels to become a dining room or living room chair.



Closet space? Your VW Bus has plenty of it. And roomy storage compartments too.



The VW Campmobile. It's a country home, a city bus and a family station wagon.

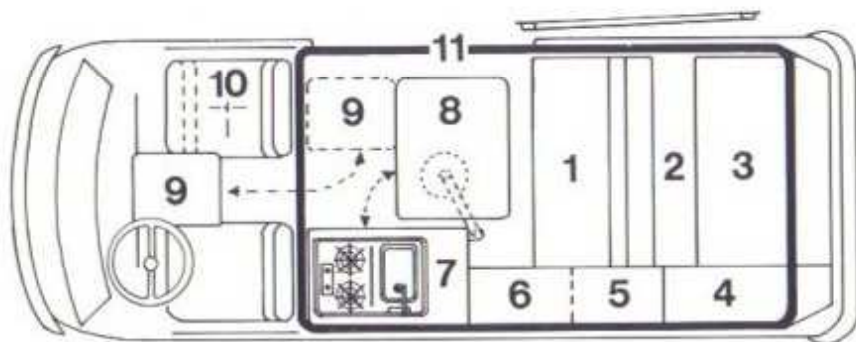
It's a hunting lodge, beach cottage, cabin by a mountain lake. It's all the comforts of home, including the kitchen sink and a place to plug in the television. With optional pop-up top it sleeps five, even if four are adults. With optional tent, you can sleep even more.

It's the best part of a 40-foot mobile home, only more compactly arranged. Inside you'll find cabinets and closets galore, carpeting and curtains, louvered and screened windows, fold-out beds, swing-away dining table, food storage bin, icebox, sink and work counter. The deluxe model also features a gas stove and an electric refrigerator.

It's still a four-passenger car. Which makes it great for commuting, shopping or going to fancy restaurants where a lot of camping vehicles would be out of place. It also parks in shorter spaces and offers more cargo room and better gas mileage than many conventional station wagons.

And it does these things without having to remove the furnishings. So it gives you creature comforts not found in the most lavish luxury sedans.

The VW Campmobile. The best of all three worlds.



Floor plan of a dream home.

1. Fold-out rear seat.
2. Pad over engine compartment.
3. Ceiling cabinet.
4. Clothes closet.
5. Storage space with lid.
6. Ice box (refrigerator optional).
7. Cabinet with sink (stove optional).
8. Swing-away dining table.
9. Detachable table (for driving or dining use).
10. Swivel seat (optional).
11. Pop-up top (optional).

1976 CAMPMOBILE SPECIFICATIONS

ENGINE:	Type	Air-cooled, rear mounted	
	Cylinders	4 cylinders, opposed	
	Displacement	120.2 cubic inches (1970cc)	
	SAE Net HP	67 @ 4200 rpm	
	Fuel/Air Supply	AFC fuel injection	
TRANSMISSION & DIFFERENTIAL:	Type	Fully synchronized, transaxle	
	No. Speeds	4 forward, 1 reverse	
	Final Drive	Rear wheel drive, double-jointed axles	
	Clutch	Single disc, dry	
CHASSIS & SUSPENSION:	Frame	Unitized body/chassis, box-shaped side and cross members	
	Front suspension	Independent, torsion bars with trailing arms and stabilizer	
	Rear suspension	Independent, torsion bars with trailing and diagonal arms	
	Service Brake	Dual diagonal circuit, power-assisted discs front, drums rear	
	Parking Brake	Cable operated on rear wheels	
	Rim Size	5-1/2J x 14	
	Tire Size	185 R 14	
	Steering	Roller type	
	ELECTRICAL SYSTEM:	Rated Voltage	12 Volt, 55 Amp alternator
		Battery	12 Volt, 54 Amp/hour
DIMENSIONS:	Wheelbase	94.5 inches	
	Length	177.4 inches	
	Width	67.7 inches	
	Height (Unloaded)	77.2 inches	
	Ground Clearance (Loaded)	7.9 inches	
	Turning Circle	41.0 feet (wall to wall)	
PERFORMANCE:	Top Speed	79 mph (76 mph Automatic)	
	Fuel Consumption*	Highway: 26 mpg City: 16 mpg	

* EPA estimated mileage with manual transmission. Your actual mileage may vary, depending on where and how you drive, your car's condition and optional equipment.

Specifications subject to change without notice.





The 1978 VW Campmobile...

Home away from home.

Owning a VW Campmobile is like having a cottage that goes anywhere you want to go. It sleeps up to 4 adults and 1 child (models P-22 and P-31). Converts in minutes to a comfortable kitchen/dining room.

A VW Campmobile represents freedom. A chance to explore Canada without exploring your wallet to pay for resort and motel accommodation. It's also so remarkably easy on gas that it saves you money while you're getting where you're going. Latest tests rate the Campmobile at 48 km/gal (30 mpg) on the highway and 34 km/gal (21 mpg) in the city.*

But the really great thing about a VW Campmobile is that besides being a camper, it's also an economical station wagon. Which makes it an extremely practical everyday vehicle for when you're not travelling. Unlike other mobile homes or pickup campers, the Campmobile scoots through traffic and parks where many cars can't park. In fact, the VW Campmobile is actually 3 feet shorter than most full size station wagons.

But when you are away from home, you still have many of the amenities of home. (Which, of course, is what the VW Campmobile is when it isn't being a station wagon.)

There are 3 models to choose from, all of which feature a double bed that converts to an upholstered bench for riding and dining, a swing-around front passenger



Front passenger seat turns around to become a dining and living room chair.



Kitchenette console combines counter top ... sink ...



icebox or refrigerator ...



water tank and utensil cabinet.



Plenty of storage space too, including a clothes closet with mirror ... ceiling cabinet ...



triple storage area.



Large dining table swivels out of way when not in use.

seat, a clothes closet with mirror, 7 storage areas, a large dining room table, a sink with running water, an icebox and a 110-volt external receptacle with double outlets and circuit breaker.

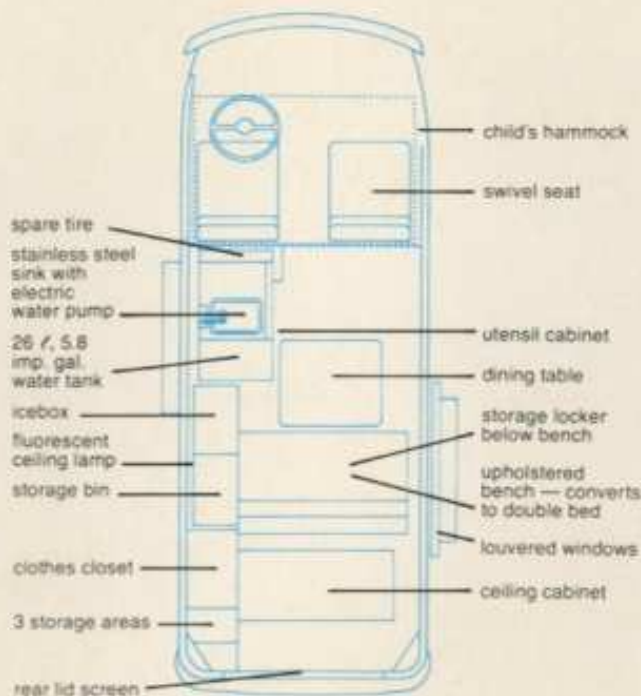
The interior also has curtains, louvered side windows with screens plus screening for the rear door, insulated panelled walls, fluorescent ceiling light and wall-to-wall loop carpeting. Beautiful.

Then there are the Pop-Up Top Models. Which do just that, The top pops-up giving you standing head room when parked as well as an extra double bed and a roof luggage rack.

Finally, there is the Deluxe Campmobile which gives you a refrigerator instead of an icebox, an outside city water hook-up, an upholstered storage box between the front seats which can be used as an extra seat for dining when parked and a snack table for the driver and front seat passenger.

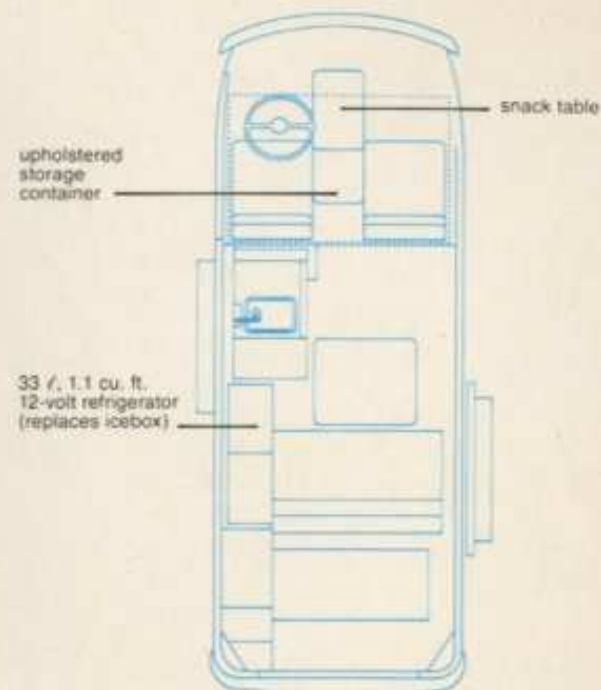
And, because the Campmobile is made by VW, it's backed by one of the most extensive service networks in the world. (Over 200 dealers in Canada, over 900 in the U.S.) So no matter how far you go away from home, your VW Campmobile will never be far from home.

Interior features of the Standard Campmobile (P-21) and Pop-Up Top Campmobile (P-22)

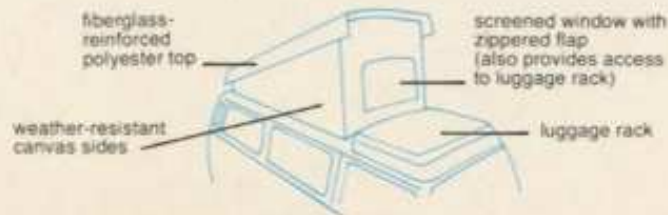


Additional features of the Deluxe Campmobile (P-31)

The Deluxe Campmobile has all the features of the Standard Campmobile, plus the following:



Pop-Up Top



Provided with the Pop-Up Top Campmobile and Deluxe Campmobile.

